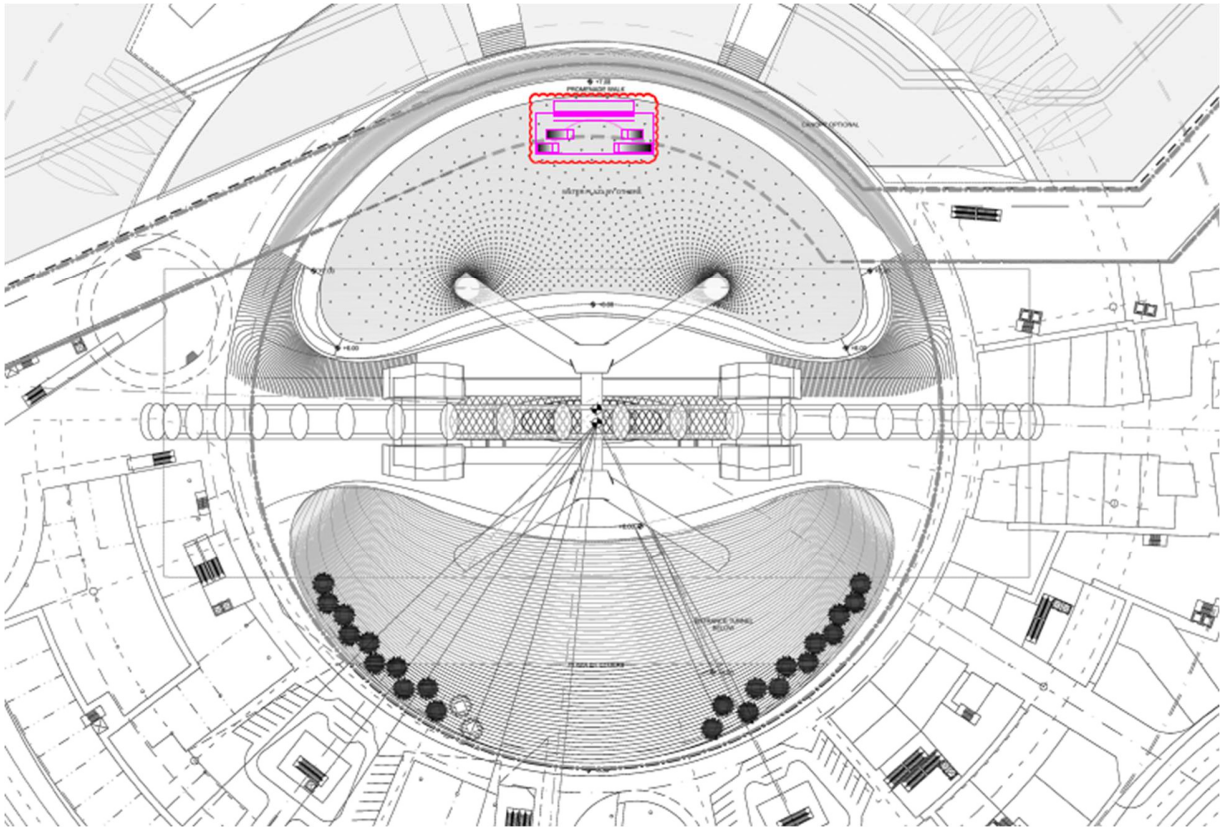


THE LIGHT OF DUBAI

Stage


Stage Location:



Ain Plaza, Seaside

Please note: Equipment & Technicians are subject to availability. Items are shared between inhouse shows/special events and needs to be requested and confirmed in advance from Entertainment Technical department.

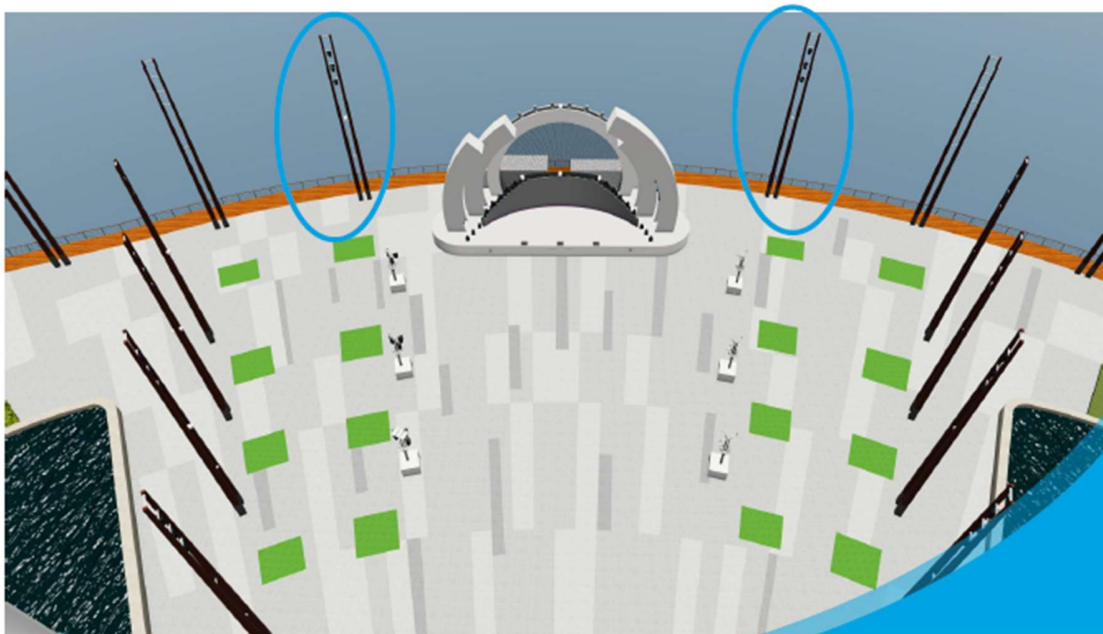
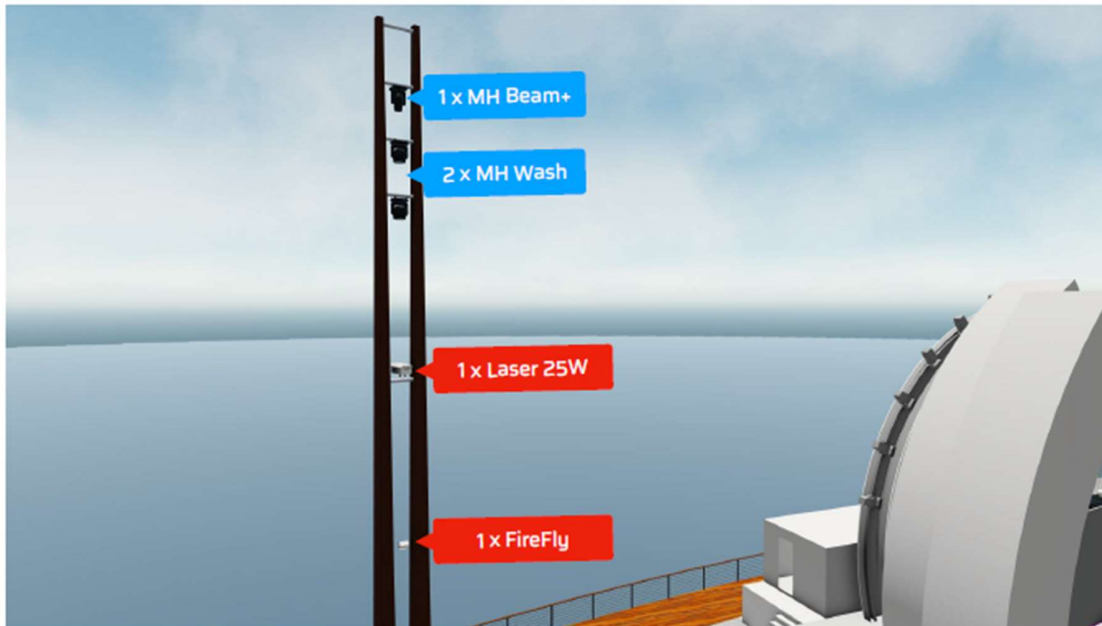
Stage Design:



Please note: Equipment & Technicians are subject to availability. Items are shared between inhouse shows/special events and needs to be requested and confirmed in advance from Entertainment Technical department.

Lighting Pole Equipment



2 Light Towers (1 Stage Left and 1 Stage Right)



Please note: Equipment & Technicians are subject to availability. Items are shared between inhouse shows/special events and needs to be requested and confirmed in advance from Entertainment Technical department.

Lighting Pole Equipment



6 Light Towers (3 Stage Left and 3 Stage Right)



Please note: Equipment & Technicians are subject to availability. Items are shared between inhouse shows/special events and needs to be requested and confirmed in advance from Entertainment Technical department.

Lighting Pole Equipment

2 Light Towers (1 Stage Left and 1 Stage Right)




Please note: Equipment & Technicians are subject to availability. Items are shared between inhouse shows/special events and needs to be requested and confirmed in advance from Entertainment Technical department.

Audio Pole Equipment:



6 Poles total, 3 Stage Left and 3 Stage Right

FRONT POLES:




Please note: Equipment & Technicians are subject to availability. Items are shared between inhouse shows/special events and needs to be requested and confirmed in advance from Entertainment Technical department.

CENTER POLES:



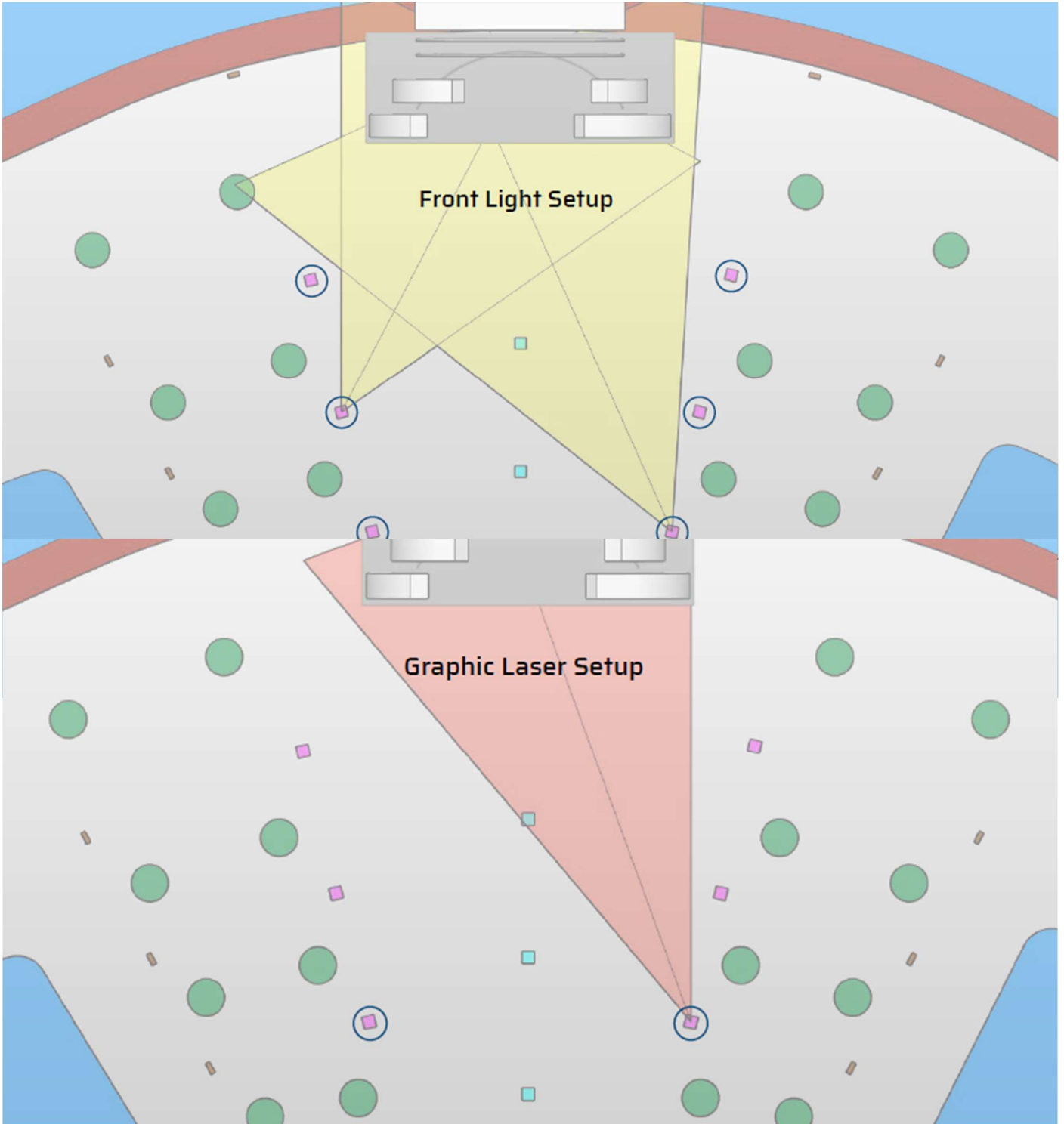
Please note: Equipment & Technicians are subject to availability. Items are shared between inhouse shows/special events and needs to be requested and confirmed in advance from Entertainment Technical department.

BACK POLES:



Please note: Equipment & Technicians are subject to availability. Items are shared between inhouse shows/special events and needs to be requested and confirmed in advance from Entertainment Technical department.

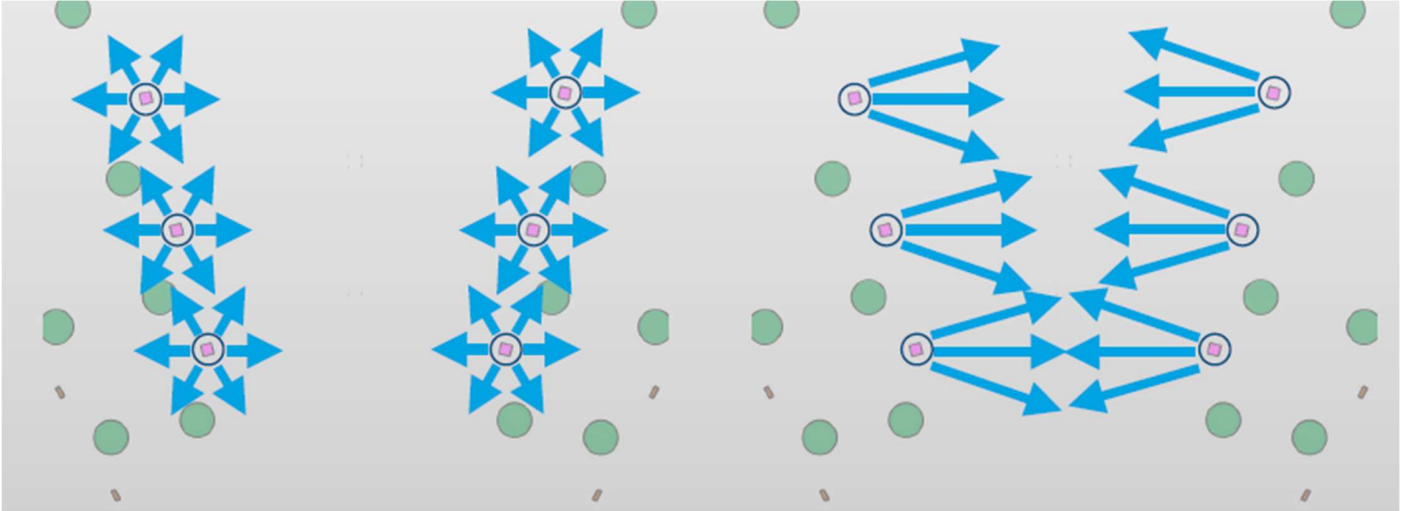
Lighting Plot:



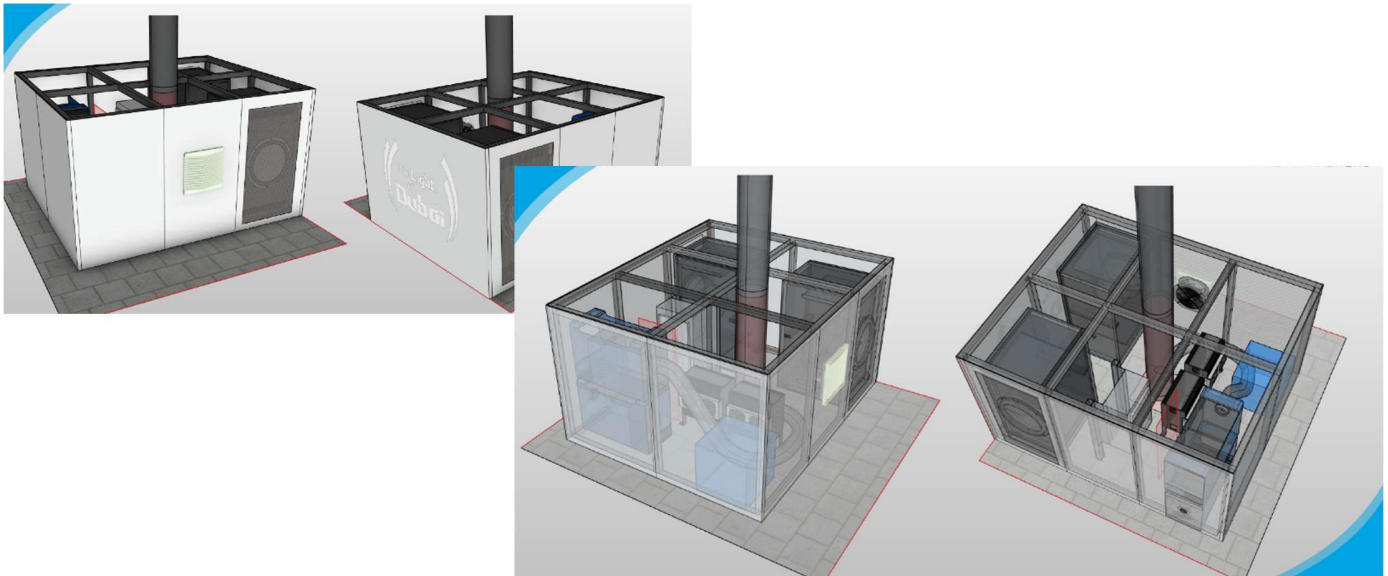
Please note: Equipment & Technicians are subject to availability. Items are shared between inhouse shows/special events and needs to be requested and confirmed in advance from Entertainment Technical department.

Audio

6 Audio Poles on Plaza (see page 7-9)



For the immersive sound experience 6 top speaker units distribute the sound natively in a 360° field. For improved sound distribution in the important center area 2 top speaker units have been added directed to that area. Additional subwoofers are built in the audio poles enclosures:



Please note: Equipment & Technicians are subject to availability. Items are shared between inhouse shows/special events and needs to be requested and confirmed in advance from Entertainment Technical department.

Immersive Speaker Concept

The upgraded speaker system now consist of more than 6 times more power handling with a total system power of 3,200 Watts for each 6.1 column. This results in a much louder sound reproduction, deeper bass and further sound carriage.

All materials are not only waterproof but marine graded and resistant against high UV impact and salt water exposure. All components are made in USA and Europe, developed and designed by MEEN.

The design of HERA 3000 will follow the concept of its successful predecessor HERA 500, including a base that houses the subwoofer and all active components plus a circular arrangement of 6 tower speakers.





VISUAL ATTRACTIONS

INNOVATION

Comparison	HERA 500 Riverland	HERA 3000 Bluewaters
System Power RMS	500 Watt	3,200 Watt
Top Speaker Mid	6.5" Polypropylene	8" Kevlar EFG™
Top Speaker High	0.8" Silk Dome	1" Titan Horn
Top Sensitivity	89.5dB @ 1W/m	92dB @ 1W/m
Subwoofer dia.	10" Aluminum	15" Carbon Fiber
Sensitivity Sub	86dB @ 1W/m	89dB @ 1W/m
Voice Coil Sub	3" single	5" dual
Enclosure Sub	Sealed	Ported




Live Audio Input:

2 x XLR balanced audio cables in „stage right“ front column plus one 16A CEE single phase power socket.

Additional live inputs can be achieved using DANTE at any BoH or FoH position.
(Network and DANTE Control configurations might be necessary.)

Please note: Equipment & Technicians are subject to availability. Items are shared between inhouse shows/special events and needs to be requested and confirmed in advance from Entertainment Technical department.

Microphones:



Wireless Intercom Hollyland Solidcom C1 Pro HUB-8S, set with 8 wireless and 1 wired unit	1
Lavalier Mic Sennheiser EW-DX MKE2	2
Handheld Mic Sennheiser EW-DX 835-S	4
Analog Mixer: YAMAHA TF Rack	1
Audio Interface: Digiface USB 66-Channel 192 kHz USB Audio Interface	1

All microphone volume adjustments can be made through the delivered iPad control.

The entire audio setup is based on DANTE using DANTE controller App.

Stage monitors:

2 x Wharfedale TITAN AX 12" 250W active speaker IP54 inside front columns.

Please note: Equipment & Technicians are subject to availability. Items are shared between inhouse shows/special events and needs to be requested and confirmed in advance from Entertainment Technical department.

Lighting

Console:

The show installation runs entirely console-less via Depence V:Server for show playback.

For live control a lighting console with ArtNet connectivity can be connected to control the DMX fixtures.

DMX patch and fixture library upon request.

LIGHTING FIXTURES:

Fixtures		Ring	Segments	Stage LED	Stage Floor	Poles	Audio Poles	Total
Lighting	RGB300 MH Beam Laser	14						14
	RGB300+		9	10	6	10		35
	SHARK Profile		18				12	30
	AQUAPEARL		11			20	6	37
	BL300-IP			8				8
Laser	RGB13-IP		2				6	8
	RGB25-IP	1	2	3	2	8		16
	SL700-IP		4			10	16	30
Fog / Haze	BOA 64		4		4		8	16
	Unique 2.1		2					2

Please note: Equipment & Technicians are subject to availability. Items are shared between inhouse shows/special events and needs to be requested and confirmed in advance from Entertainment Technical department.


Video:

Video Server: MEEN Apollo Grand-II running Pixera

Video processor: NOVASTAR H2

LED curved wall:

BESD P2.9 outdoor




- 4,000 nits Brightness
- BT.2020 & DCI-P3 conform
- Modular Design
- Smart Angle Protection
- High Accuracy Curve Lock
- Mix & Match different Cabinets
- Back Climbing Design
- Smart PSU: Remove Power Box in one Time
- 3840Hz Refresh Rate
- 16Bit Grey Level

LED wall size: 20mtrs (W) X 4mtrs (H)

LED Mesh:

BESD C15-31 outdoor



- 8000 nits Brightness
- DIP LEDs allow 67% transparency
- Light Weight, 10kg/m2
- Front & Rear Maintenance
- 16bit grey scale
- 10000Hz refresh rate
- Latest Generation MESH led display for outdoor application
- IP65, Perfect for Harsh Environment
- EMC class B Certification

LED mesh size: 15mtrs (W) X 9mtrs (H)

Please note: Equipment & Technicians are subject to availability. Items are shared between inhouse shows/special events and needs to be requested and confirmed in advance from Entertainment Technical department.